

## Veneer Visual Analyzer R7 - Peeling

**OPTIMIZE THE PEELING PROCESS  
BY INTELLIGENT VISUAL ANALYSIS**




## Advanced machine vision is the key to intelligent clipping

Accurate machine vision detects the dimensions and different types of defects on the veneer ribbon. Based on this information, the visual analyzer makes clipping decisions to achieve the best possible recovery. Veneer Visual Analyzer R7 (formerly known as Mecano VCO) has multiple optimization features to further optimize the clipping process. For example, you can maximize the amount of valuable face veneer or utilize virtual composing and patching to decide the most profitable way to handle the veneer.


Veneer Visual Analyzer R7 offers different detection technologies to match your needs. You can select the imaging method of the three available models: color, micro, or surface.



## Key benefits



**MAXIMIZE FACE  
VENEER RECOVERY**



**PRODUCE MORE  
FULL-SIZE VENEER  
SHEETS**



**INCREASE OVERALL  
RECOVERY**



## References




### Tolko Industries

Tolko Industries increases veneer production reliability and recovery with Analyzers and Green Veneer Composing Line R7 from Raute.




[Read more](#)

## Downloadable material



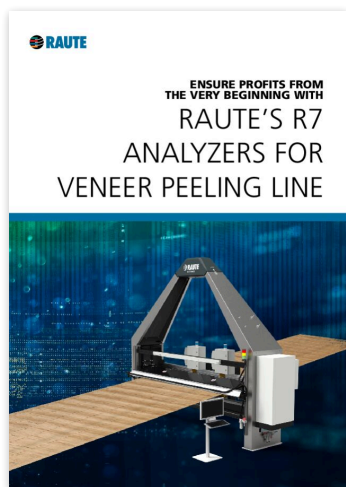
[Download  
PDF](#)



[Download  
PDF](#)



[Download  
PDF](#)



[Download  
PDF](#)

# Technical specifications

	Surface	Micro	Color
Veneer thickness (mm)	0.5 – 4.2	0.5 – 4.2	0.5 – 4.2
Available sizes (ft)	5 - 10	5 - 10	5 - 10
Grading accuracy	>95%	>95%	>95%
Color defects (e.g. Knot, wane)	●	●	●
Micro defects (e.g. Crack, pin hole)	●	●	●
Surface defects (e.g. Roughness, overlap)	●	●	●

# Analizers for Veneer Peeling

## Analizers make the most of your raw material starting at the peeling line

Peeling is the first process phase in veneer production. It is also one of the most important process phases, so it truly makes a difference in what happens at the peeling line.

Multiple things can be measured with analyzers to enhance the peeling process. Optimize block centering with intelligent analyzers to maximize veneer recovery. Visual analyzers detect the best possible point for each cut based on the visual defects and the veneer dimensions. Moisture analyzers enable sorting the veneer sheets for different moisture grades to maximize drying capacity.

Some analyzers do this all and even strength analysis at once. Take a look at our integrated analyzer solutions which combine the features of two or even three analyzers into one compact system.



[raute.com](https://raute.com)

Making Wood Matter