


Veneer Patcher R3

**EASIEST WAY TO PATCH AND
MAXIMIZE VENEER QUALITY**



Veneer Patcher R3 small in size, big in capacity and quality

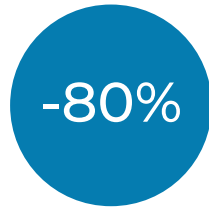
Raute Veneer Patcher R3 has the most advanced technology on the market for patching knots and holes in veneer. Patching veneer with this patcher is significantly faster, more efficient, and safer than patching manually.

Using butterfly-type patches extremely high patch retention is achieved, without the need for manual repairing or gluing. With the integrated thermo-bond taping loose composed joints and veneer edge splits can easily be fixed adding more recovery.


The ease of use of the Veneer Patcher R3 extends to the whole life-cycle of the machine. It is compact in size needing very little floor space. Being a plug-and-play machine it is fast to install. It comes with the ability to repair even large defects. It is usable for both short and long-grain veneer. It is simple and easy to operate with just one operator. Maintenance, which is almost non-existent, is made easy due to the high-quality die that lasts up to 50 million individual patches.

This small, compact, high-class, plug and play patching machine is your optimal solution when starting industrial patching for the first time or for adding capacity to existing production.

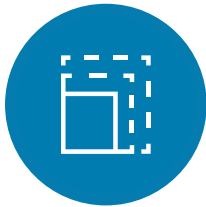
Key benefits



STARTING INDUSTRIAL
PATCHING SAVES UP
TO 80% IN LABOR
COST



JUST PLUG AND PLAY
FOR FAST START UP
OF PRODUCTION




OPTIMAL SOLUTION
FOR VARIATING
VENEER SIZES



LIFESPAN 50 MILLION
PATCHES/DIE



EASY TO USE DUE TO
AUTOMATIC
ADJUSTMENTS



References




Guangxi Guoxu Spring Woodbased Panel Co., Ltd.

Raute has delivered modern, high technology veneer production lines with high-quality analyzers to Guoxu Spring Woodbased Panel Co., Ltd in South China.



[Read more](#)



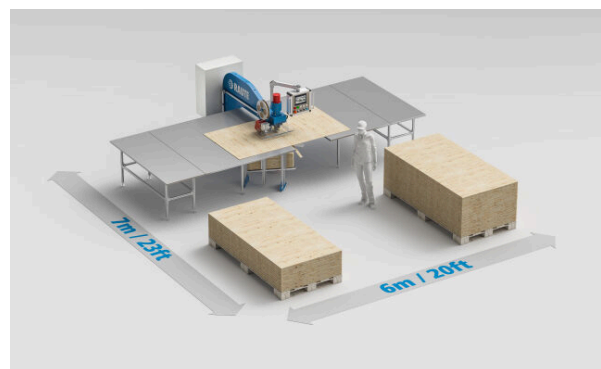

PT Kutai Timber Indonesia


PT Kutai Timber Indonesia secures profitability by investing in industrial patching.



[Read more](#)

Images and videos





VIDEO

VENEER PATCHER R3
HIGH CLASS VENEER PATCHING
IN A SMALL SCALE MACHINE



[Link to video content](#)

VIDEO



VENEER PATCHER R3
COMPARED TO MANUAL PATCHING



[Link to video content](#)

VIDEO

VENEER PATCHER R3
IN A LARGE SCALE PRODUCTION



[Link to video content](#)

VIDEO

What R3 Series is
all about

Executive Vice President, R3 Series



[Link to video content](#)




VIDEO




[Link to video content](#)

T DEM
r R:
RAU

Downloadable material




WHAT IS R3 SERIES ALL ABOUT?
THE RAUTE R3 SERIES IS ALL ABOUT EASINESS WITH HIGHEST QUALITY.

Say hello to the new kids on the block – The Raute R3 Series. The R3 Series machines and lines are most suitable for you when you are starting the industrial veneer production, or you have basic production requirements. And what's more, they all are compact-sized needing only a little floor space.

The R3-line and R3s are of utmost high-quality, destined to have the job done. The lines are plug-and-play, so the commissioning takes only a short time. We deliver the machines with affordable investment price and quick, under-expected, delivery time.

The R3 lines are the premium trade-quality machinery to have the job done. The beginning has never been easier until now. We made it easy for you.

These R3-series lines are the first of many to come. We are constantly developing new machinery and solutions for our customers' changing needs. We are going to introduce new line and machines to the R3-series continually.




[Download PDF](#)

STOP MANUAL PATCHING. START UPGRADING VENEER QUALITY



Are you still patching veneer by hand? Everyone in the woodworking business knows that manually patching holes and defects in veneer can be a tedious and time-consuming job. Adjusting knives, positioning sheets, a blurry and hazy veneer quality condition also takes a lot of manpower. That's why one of the biggest advantages in upgrading to more efficient ways to patch is the savings on labor with a good patching machine. The labor-saving ratio can be up to 10:1.

Patching with an automatic machine is faster, more efficient and reliable. However, when working in patch they machine the patch and some should be calculated precisely. Does it give more patch area? It will be better. Some new patching machines need to be maintained and used well. Do a better job? The tradition of patching manually is to be improved, but there are better and more efficient patching machines.

"The technology itself isn't new. Patching machines have been on the market for a long time. However, the quality of the machines and especially the size used in them have significantly improved in the last few years, and Raute R3 series technology has set a new benchmark," says **Markus Oels**, Vice President of **Raute Asia and Oceania, Singapore**.

With one-man operated patching machines, the labor cost is reduced significantly. This is mainly due to the fact that the machine can patch a sheet full of patches over 10 times faster than when patched by hand. While wood is a delicate material and not meant to be a work you want to do by hand.

"The patch needs to be the same quality as the rest of the sheet, but is now done by hand. The hole and the patch are never the same shape or size," states **Jukka Grönroos**, Raute Group Vice President, **Finland**. "This leads to irregular quality. As an alternative, a human can never be as precise as a machine. With a patching machine, the patch is perfectly flat for most defects that upgrading the veneer quality," he adds.

Keeping it together with butterfly patches

Because the quality of the end product is the main point of patching, the shape of the patch and how it is cut make a lot of difference. With manual patching, the shape and size vary, and the quality is uneven. With a good machine, the patch fits the defects perfectly and there is no need for manual repair and gluing of the patch afterwards.



[Download PDF](#)



RAUTE VENEER PATCHER R3
 THE EASIEST WAY TO PATCH AND UPGRADE VENEER QUALITY

5 Reasons Why Patching Matters


In the veneer manufacturing process, very often the sheet has knots, knotholes, and other small defects. Because of these defects or for some other reason, the sheet needs to be repaired. Veneer patching is a common repairing method to increase the veneer sheet's visual or technical quality and to make the sheet usable in the face, back, or in some very demanding technical applications.

In this short article, we will discuss the 5 reasons why patching the veneer sheet matters and how it improves the sheet quality and upgrades the panel product in general. These five reasons all equal to profitability – following these will increase your production and revenue with low investment.




[Download PDF](#)

Technical specifications

Veneer thickness (mm)	0,8 - 4
Operators on the Line	1
Manual stacking	
Installed power (kW)	10
Capacity up to (veneers/h with avg. 10patch/sheet)	75
Minimum Floor space needed (m)	5 x 5

Veneer patching

Maximize face veneer recovery by patching with solid wood

Repairing veneer by patching holes and knots is one of the most cost effective ways to improve value of end product in terms of more valuable plywood grades.

There is an increasing demand for face veneer in the production of thinner panels and a decreasing amount of large-diameter logs available. Patching is regarded as a practical solution to quickly increase the amount of face veneer from smaller-diameter logs for the correct raw material balance in the plywood structure.

Patches come in various forms: butterfly, oval, and boat being the most common ones. Out of these the butterfly patch that comes in many sizes, is the most efficient one. It does not pop up and bears double the load compared to the other types, and saves up to 25% in patching material. It is the easiest way to eliminate broken veneers.

The patching technology includes at least one patching level with one or two patching heads, depending on the veneer sizes. The patching heads are permanently installed in fixed positions on the patching frame whereas the veneers are moved and positioned under the heads.

A line may comprise 1- 4 patching levels and a by-pass conveyor which gives an additional grading feature with uniform patching rules from the line camera recipe. With the latest intelligent camera technology the patching decisions and grading rules can easily be controlled in accordance with the most common grading standards. And you never over patch, nor under patch!

Start your production or add capacity easily with our R3-Series. When you want a proven, widely-known workhorse of the industry, the R5-Series is your solution. Put automation and machine vision in full use with our flexible R7-Series and master your productivity with high speed and maximum capacity.



raute.com

Making Wood Matter