

Panel Repair Station R5

**MAXIMIZE PRODUCTIVITY BY
INTEGRATING NEW CAPACITY FOR
EXISTING PROCESS**



Panel Repair Station R5 - for new and existing process


Raute Panel Repair Station R5 (patented) is the best solution for starting industrial panel repairing in a mill or adding new capacity to existing processes. This advantage is achieved through an easy investment as the Panel Repair Station R5 fits into the same space as a traditional manual repair cell would and no foundations are needed. Space-saving is reached by repairing panels directly in a stack on the topmost panel.

Panel repairing process using Raute Panel Repair Station R5 is cost-efficient by significantly reducing work hours and repair material. These savings are achieved with the most modern analyzer technology on the market, which allows optimizing the filling material usage.

Panel Repair Station R5 brings flexibility to your material flow in the mill as you can repair trimmed and un-trimmed panels with filling material of your choice.

Panel Repair Station R5 is a true labor saver as one operator can handle two stations simultaneously.

Key benefits



**TAKES ONLY 8X10M
FLAT FLOOR SPACE**



**ONE OPERATOR CAN
HANDLE TWO
STATIONS
SIMULTANEOUSLY**



**USES 20% LESS
REPAIRING
MATERIALS THAN
TRADITIONAL
REPAIRING METHODS**





**FAST INSTALLATION -
UP AND RUNNING IN
TWO WEEKS FROM
DELIVERY**



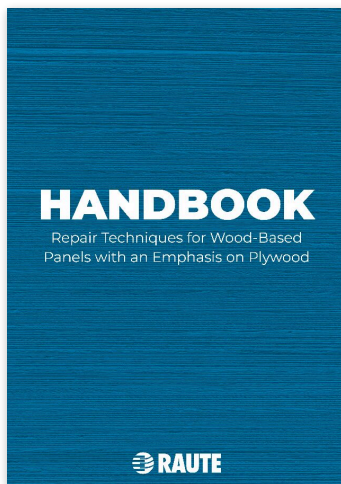
**UNIFORM
PRODUCTION QUALITY
IS COMPLIANT WITH
ALL MAIN STANDARDS**




Images and videos



Downloadable material



[Download
PDF](#)



[Download
PDF](#)

Technical specifications

Operators on the Line	1
Minimum Floor space needed (m)	8x10
Panel Thicknesses (mm)	3 - 40
Panel Sizes Variation (ft)	4x8 - 5x10, 8x13
Repairing Methods	Router and poly or putty
Capacity up to (panels/min)	5